



2 metres wide sweeping path!

The SR 1900 can sweep large areas, such as parking lots, warehouses, factory floors and construction sites, in a fraction of the time it takes a conventional sweeper. Moreover it does this while efficiently controlling the dust, thanks to the innovative DustGuard™ misting system.

The main brush's 1.3 metre sweeping path is the widest in the industry, enabling better productivity through faster cleaning. Total cleaning width with side brushes is 2 metres. In fact, the technical and design leadership that is evident throughout the Nilfisk-Advance range can be seen everywhere in the SR 1900. Attention to detail is the key, with better safety features, easier operator control, simpler maintenance and functional features that provide higher productivity and a lower total cost of cleaning.

PRODUCT FACTS





- DustGuard™ feature with misting nozzles that spray a fine fog of moisture to the front and side brushes, allowing 2 metres dust controlled sweeping path
- Incredibly user friendly thanks to the OneTouch™ sweeping feature and the motion pedal functionality of activating/deactivating all sweeping procedures
- The polyethylene covers provide strong, rust free protection for longer machine life
- Exceptionally easy serviceability is achieved with Nilfisk's MaxAccess™ system

Model	SR 1900 LPG	SR 1900 P	SR 1900 D
Ref. no	56507009	56507010	56507011
Description	SR1900 4 CYL LP	SR1900 4 CYL PETROL	SR1900 4 CYL DIESEL
PRODUCT FEATURES			
DASHBOARD	■	■	■
HEADLIGHTS	■	■	■
INCL. ACCESSORIES			
8-24-04139-1 FLTR PANEL ULTRA WEB CELLULOSE	■	■	■
56507424 MAIN BROOM PROEX WIRE	■	■	■
56507350 SIDE BROOM POLYPROPYLENE	■	■	■





Technical specifications	SR 1900 LPG	SR 1900 P	SR 1900 D
MOTOR POWER SOURCE	gas/lpg 4cyl 41.7Kw/56Hp	Petrol 4cyl 41.7lw/56Hp	Diesel 4cyl 26.5Kw/35.5Hp
MOTORBRAND	PSI-GM Vortec 1600	PSI-GM Vortec 1600	Kubota V1505 D
MAX SPEED (KM/H)	15	15	15
SOUND PRESSURE LEVEL (dB(A))	83	83	83
PRODUCTIVITY RATE THEORETICAL/ ACTUAL (M ² /H)	24000/16800	24000/16800	24000/16800
WORKING WIDTH W/RIGHT SIDE BROOM (MM)	1650	1650	1650
WORKING WIDTH W/2 SIDE BROOMS (MM)	2000	2000	2000
WORKING WIDTH WITHOUT SIDE BROOMS (CM)	1300	1300	1300
MIN. TURN-AROUND AISLE WIDTH (CM)	277	277	277
MAX CLIMBING RATE (%)	25	25	25
WATER TANK CAPACITY (L)	55	55	55
HOPPER VOLUME (L)	400	400	400
MAX DUMPING HEIGHT (CM)	152	152	152
MAX DUMPING WEIGHT (KG)	545	545	545
MAIN FILTER AREA (M ²)	10	10	10
FRONT TYRES Ø (CM)	53	53	53
REAR TYRES Ø (CM)	46	46	46
LENGTH X WIDTH X HEIGHT (CM)	239x163x147	239x163x147	239x163x147
HEIGHT W/ OVERHEAD GUARD (CM)	205	205	205
WEIGHT W/BATTERIES (KG)	1225	1225	1225
OPERATING WEIGHT (KG)	1225	1225	1225

Model	SR 1900 LPG WITH CAB	SR 1900 P WITH CAB	SR 1900 D WITH CAB
Ref. no	56508769	56508770	56508771
Description	SR1900 LP W/CAB	SR1900 PETROL W/CAB	SR1900 DIESEL W/CAB
PRODUCT FEATURES			
DASHBOARD	■	■	■
HEADLIGHTS	■	■	■
INCL. ACCESSORIES			
8-24-04139-1 FLTR PANEL ULTRA WEB CELLULOSE	■	■	■
56507424 MAIN BROOM PROEX WIRE	■	■	■
56507350 SIDE BROOM POLYPROPYLENE	■	■	■

Technical specifications	SR 1900 LPG WITH CAB	SR 1900 P WITH CAB	SR 1900 D WITH CAB
MOTOR POWER SOURCE	gas/lpg 4cyl 41.7Kw/56Hp	Petrol 4cyl 41.7lw/56Hp	Diesel 4cyl 26.5Kw/35.5Hp
MOTORBRAND	PSI-GM Vortec 1600	PSI-GM Vortec 1600	Kubota V1505 D
MAX SPEED (KM/H)	15	15	15
SOUND PRESSURE LEVEL (dB(A))	83	83	83
PRODUCTIVITY RATE THEORETICAL/ ACTUAL (M ² /H)	24000/16800	24000/16800	24000/16800
WORKING WIDTH W/RIGHT SIDE BROOM (MM)	1650	1650	1650
WORKING WIDTH W/2 SIDE BROOMS (MM)	2000	2000	2000
WORKING WIDTH WITHOUT SIDE BROOMS (CM)	1300	1300	1300
MIN. TURN-AROUND AISLE WIDTH (CM)	277	277	277
MAX CLIMBING RATE (%)	25	25	25
WATER TANK CAPACITY (L)	55	55	55
HOPPER VOLUME (L)	400	400	400
MAX DUMPING HEIGHT (CM)	152	152	152
MAX DUMPING WEIGHT (KG)	545	545	545
MAIN FILTER AREA (M ²)	10	10	10
FRONT TYRES Ø (CM)	53	53	53
REAR TYRES Ø (CM)	46	46	46
LENGTH X WIDTH X HEIGHT (CM)	239x163x201	239x163x201	239x163x201
HEIGHT W/ OVERHEAD GUARD (CM)	-	-	-
WEIGHT W/BATTERIES (KG)	1482	1482	1482
OPERATING WEIGHT (KG)	1482	1482	1482

Accessories		Ref. no	Min. required	SR 1900 LPG	SR 1900 P	SR 1900 D
	Broom cyl.					
	MAIN BROOM PROEX WIRE CHEVRON	56507340	1	+	+	+
	MAIN BROOM PROEX 12 ROW	56507341	1	+	+	+
	MAIN BROOM PROEX WIRE 12 ROW	56507342	1	+	+	+
	MAIN BROOM NYLON	56507345	1	+	+	+
	MAIN BROOM PROEX	56507346	1	+	+	+
	MAIN BROOM PROEX WIRE	56507424	1	+	+	+
	Side brush					
	SIDE BROOM POLYPROPYLENE	56507350	1	+	+	+
	SIDE BROOM NYLON	56507351	1	+	+	+
	SIDE BROOM FLAT WIRE	56507352	1	+	+	+
	Filters					
	POCKET FILTER FILTRO SACCHE	56507588	1	+	+	+
	POCKET FILTER WATER RESISTANT	56507740	1	+	+	+
	RAISED INTAKE FILTER CAB	56508826	1			
	FLTR PANEL ULTRA WEB CELLULOSE	8-24-04139-1	1	+	+	+
	FLTR PANEL ULTRA WEB WATER RES	8-24-04139-2	1	+	+	+
	Assembly					
	BACK UP ALARM KIT	56507023	1	+	+	+
	BRAKE/TURN SIGNAL LIGHT KIT	56507024	1	+	+	+
	ASSY CAB HEATER OPTION INSTALL	56507025	1			
	HOPPER TEMP SENSOR KIT	56507029	1	+	+	+
	LITTER VAC KIT	56507030	1	+	+	+
	PLUGGED FILTER SWITCH KIT	56507036	1	+	+	+
	RAISED INTAKE FILTER FOR OHG	56507041	1	+	+	+
	LEFT HAND SIDE BROOM OPTION	56507184	1	+	+	+
	OVERHEAD GUARD KIT	56507394	1	+	+	+
	POCKET FILTER ASSEMBLY	56507710	1	+	+	+
MIST SPRAY KIT	56507850	1	+	+	+	

Accessories	Ref. no	Min. required	SR 1900 LPG	SR 1900 P	SR 1900 D
+	Others				
	ASSY CAB A/C OPTION INSTALLED	56507021	1		
	FIRE EXTINGUISHER KIT	56507027	1	+	+
	RAISED INTAKE FILTER NO OHG	56507033	1	+	+
	WORK LIGHT KIT	56507034	1	+	+
	FOAM FILLED TIRE KIT	56507037	1	+	+
	AMBER STROBE NO OHG	56507038	1	+	+
	AMBER STROBE FOR OHG	56507039	1	+	+
	SUSPENSION SEAT KIT	56507040	1	+	+
	RIGHT SIDE BROOM GUARD KIT	56508364	1	+	+
	LEFT SIDE BROOM GUARD KIT	56508365	1	+	+
	FLOOR MAT KIT	56508433	1	+	+
	MIRROR KIT FOR CAB AND OHG	56508663	1	+	+
	REAR BUMPER KIT	56508720	1	+	+
	REAR BUMPER KIT CAB	56508811	1		
	FIRE EXTINGUISHER KIT CAB	56508813	1		
	AMBER STROBE CAB	56508825	1		
SOLID TIRE KIT	56508873	1	+	+	

Accessories		Ref. no	Min. required	SR 1900 LPG WITH CAB	SR 1900 P WITH CAB	SR 1900 D WITH CAB
	Broom cyl.					
	MAIN BROOM PROEX WIRE CHEVRON	56507340	1	+	+	+
	MAIN BROOM PROEX 12 ROW	56507341	1	+	+	+
	MAIN BROOM PROEX WIRE 12 ROW	56507342	1	+	+	+
	MAIN BROOM NYLON	56507345	1	+	+	+
	MAIN BROOM PROEX	56507346	1	+	+	+
	MAIN BROOM PROEX WIRE	56507424	1	+	+	+
	Side brush					
	SIDE BROOM POLYPROPYLENE	56507350	1	+	+	+
	SIDE BROOM NYLON	56507351	1	+	+	+
	SIDE BROOM FLAT WIRE	56507352	1	+	+	+
	Filters					
	POCKET FILTER FILTRO SACCHE	56507588	1	+	+	+
	POCKET FILTER WATER RESISTANT	56507740	1	+	+	+
	RAISED INTAKE FILTER CAB	56508826	1	+	+	+
	FLTR PANEL ULTRA WEB CELLULOSE	8-24-04139-1	1	+	+	+
	FLTR PANEL ULTRA WEB WATER RES	8-24-04139-2	1	+	+	+
	Assembly					
	BACK UP ALARM KIT	56507023	1	+	+	+
	BRAKE/TURN SIGNAL LIGHT KIT	56507024	1	+	+	+
	ASSY CAB HEATER OPTION INSTALL	56507025	1	+	+	+
	HOPPER TEMP SENSOR KIT	56507029	1	+	+	+
	LITTER VAC KIT	56507030	1	+	+	+
	PLUGGED FILTER SWITCH KIT	56507036	1	+	+	+
	RAISED INTAKE FILTER FOR OHG	56507041	1			
	LEFT HAND SIDE BROOM OPTION	56507184	1	+	+	+
	OVERHEAD GUARD KIT	56507394	1			
	POCKET FILTER ASSEMBLY	56507710	1	+	+	+
MIST SPRAY KIT	56507850	1	+	+	+	

Accessories	Ref. no	Min. required	SR 1900 LPG WITH CAB	SR 1900 P WITH CAB	SR 1900 D WITH CAB	
+	Others					
	ASSY CAB A/C OPTION INSTALLED	56507021	1	+	+	+
	FIRE EXTINGUISHER KIT	56507027	1			
	RAISED INTAKE FILTER NO OHG	56507033	1			
	WORK LIGHT KIT	56507034	1	+	+	+
	FOAM FILLED TIRE KIT	56507037	1	+	+	+
	AMBER STROBE NO OHG	56507038	1			
	AMBER STROBE FOR OHG	56507039	1			
	SUSPENSION SEAT KIT	56507040	1	+	+	+
	RIGHT SIDE BROOM GUARD KIT	56508364	1	+	+	+
	LEFT SIDE BROOM GUARD KIT	56508365	1	+	+	+
	FLOOR MAT KIT	56508433	1	+	+	+
	MIRROR KIT FOR CAB AND OHG	56508663	1	+	+	+
	REAR BUMPER KIT	56508720	1			
	REAR BUMPER KIT CAB	56508811	1	+	+	+
	FIRE EXTINGUISHER KIT CAB	56508813	1	+	+	+
	AMBER STROBE CAB	56508825	1	+	+	+
SOLID TIRE KIT	56508873	1	+	+	+	